



**Modular Cooking Range Line
thermaline 80 - Water mixing tap with
lever, 1 Side with Backsplash - H=700**

ITEM # _____

MODEL # _____

NAME # _____

SIS # _____

AIA # _____



588387 (MAEAGBB300)

Water mixing tap with one lever, one-side operated with backsplash

Short Form Specification

Item No. _____

Water mixing tap with lever for hot and cold water. Unit constructed according to DIN 18860_2 with 20 mm drop nose top and 70 mm recessed plinth. Internal frame for heavy duty sturdiness in stainless steel. 2 mm top in 1.4301 (AISI 304). Flat surface construction, easily cleanable. THERMODUL connection system enables seamless worktop when units are connected and avoids soil penetrating. IPX5 water resistant certification. Configuration: Freestanding, one-side operated with backsplash.

Main Features

- Water mixing unit for hot and cold water.
- All major components may be easily accessed from the front.
- THERMODUL connection system creates a seamless work top when units are connected to each other thus avoiding soil penetrating vital components and facilitating the removal of units in case of replacement or service.
- Large stainless steel tap.

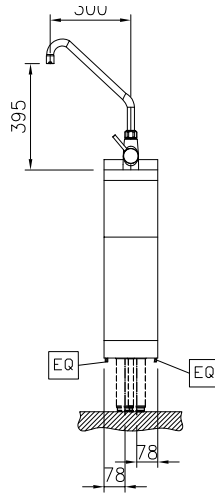
Construction

- 2 mm top in 1.4301 (AISI 304).
- IPX5 water resistance certification.
- Unit constructed according to DIN 18860_2 with 20 mm drop nose top and 70 mm recessed plinth.
- Flat surface construction with minimal hidden areas to easily clean all surfaces
- Internal frame for heavy duty sturdiness in stainless steel.

APPROVAL: _____



Front

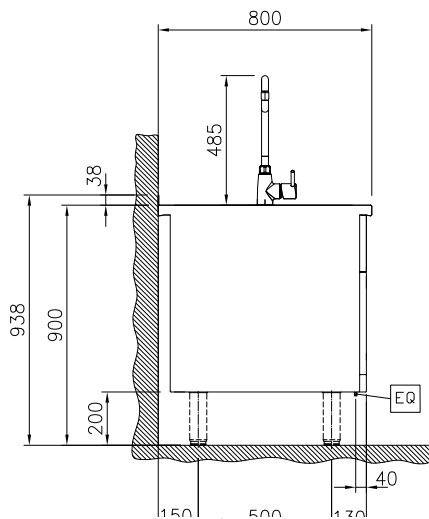

Water:

Inlet water line size:	3/4"
Incoming Cold/hot Water line size:	3/4"

Key Information:

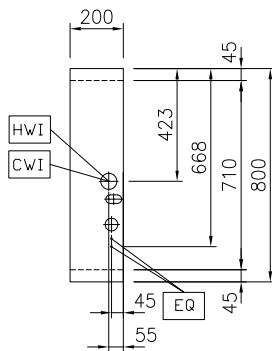
External dimensions, Width:	200 mm
External dimensions, Depth:	800 mm
External dimensions, Height:	700 mm
Net weight:	23 kg

Side



CWI1 = Cold Water inlet 1 (cleaning)
 HWI = Hot water inlet

Top



Optional Accessories

- Connecting rail kit for appliances with backsplash, 800mm PNC 912497
- Stainless steel plinth, against wall, 200mm width PNC 912838
- Connecting rail kit for appliances with backsplash: modular 80 (on the left), ProThermetic tilting (on the right), ProThermetic stationary (on the left) to ProThermetic tilting (on the right) PNC 912977
- Connecting rail kit for appliances with backsplash: modular 80 (on the right), ProThermetic tilting (on the left), ProThermetic stationary (on the right) to ProThermetic tilting (on the left) PNC 912978
- Back panel, 200x700mm, for units with backsplash PNC 913007
- Stainless steel panel, 800x700mm, against wall, left side PNC 913093
- Stainless steel panel, 800x700mm, against the wall, right side PNC 913097
- Endrail kit, flush-fitting, with backsplash, left PNC 913113
- Endrail kit, flush-fitting, with backsplash, right PNC 913114
- Endrail kit (12.5mm) for thermaline 80 units with backsplash, left PNC 913204
- Endrail kit (12.5mm) for thermaline 80 units with backsplash, right PNC 913205
- Insert profile D=800mm PNC 913230
- Side reinforced panel only in combination with side shelf, for against the wall installations, left PNC 913263
- Side reinforced panel only in combination with side shelf, for against the wall installations, right PNC 913265
- Stainless steel dividing panel, 800x700mm, (it should only be used between Electrolux Professional thermaline Modular 80 and thermaline C80) PNC 913668
- Stainless steel side panel, 800x700mm, flush-fitting (it should only be used against the wall, against a niche and in between Electrolux Professional thermaline and ProThermetic appliances and external appliances - provided that these have at least the same dimensions) PNC 913684